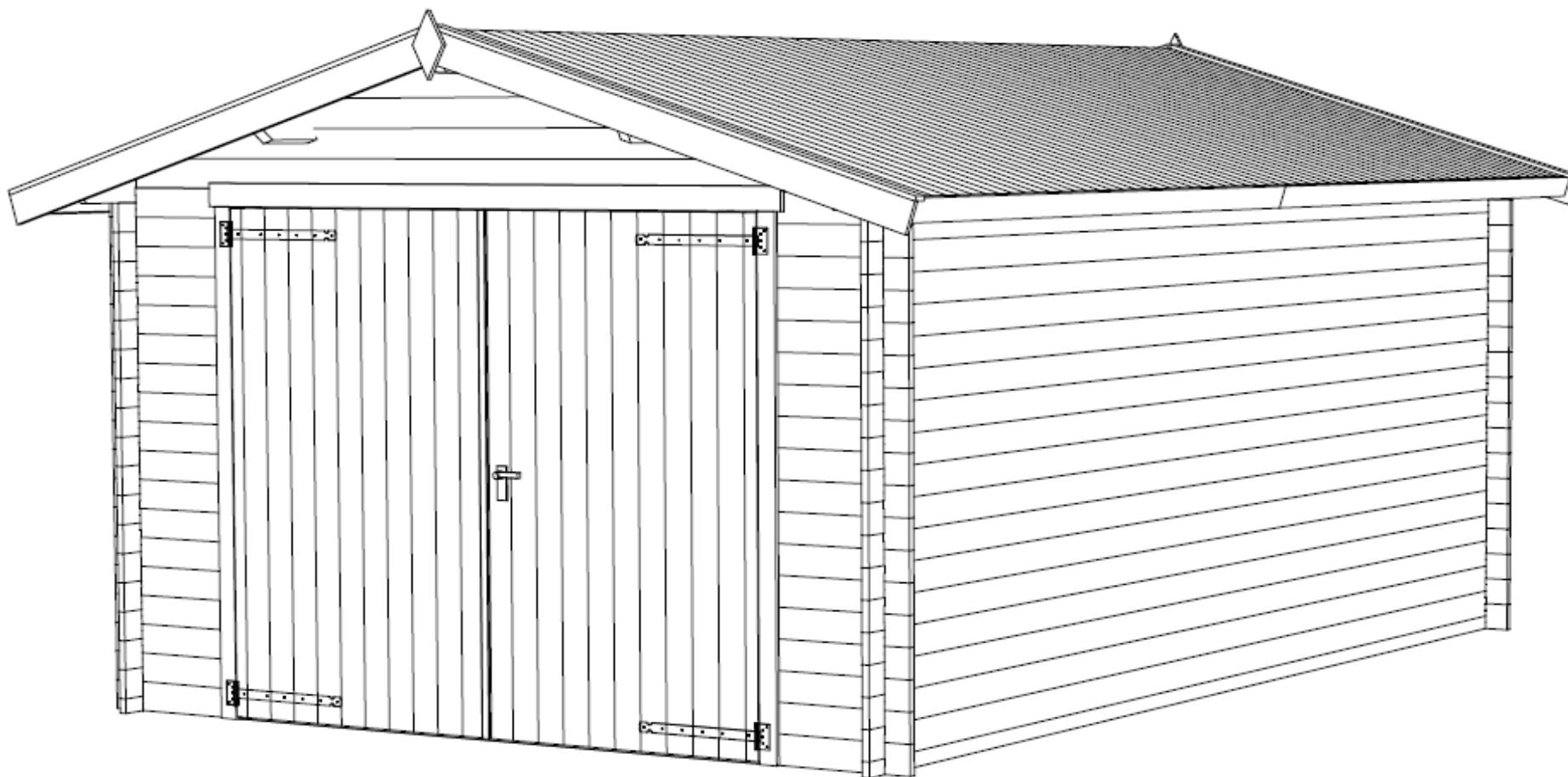
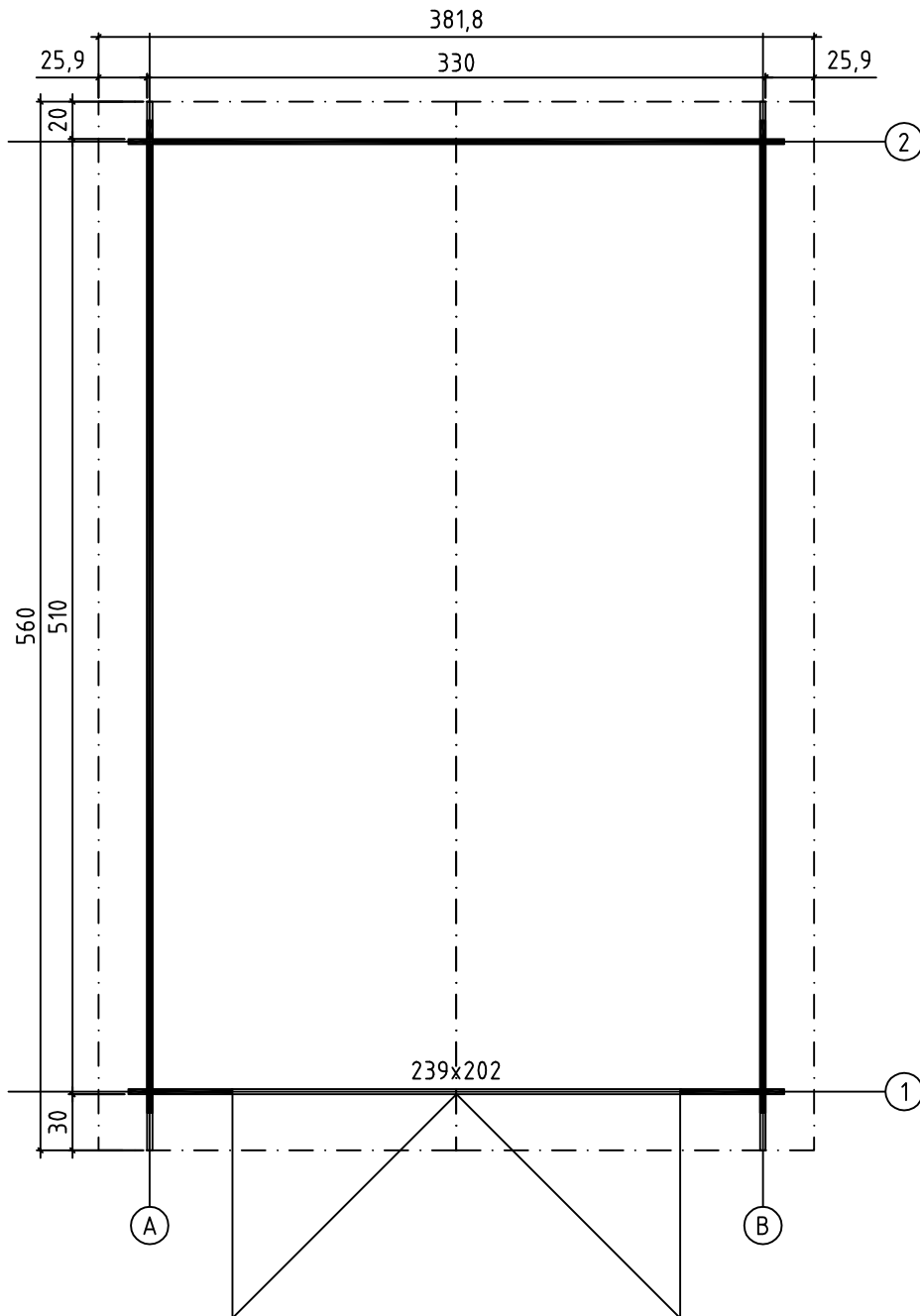


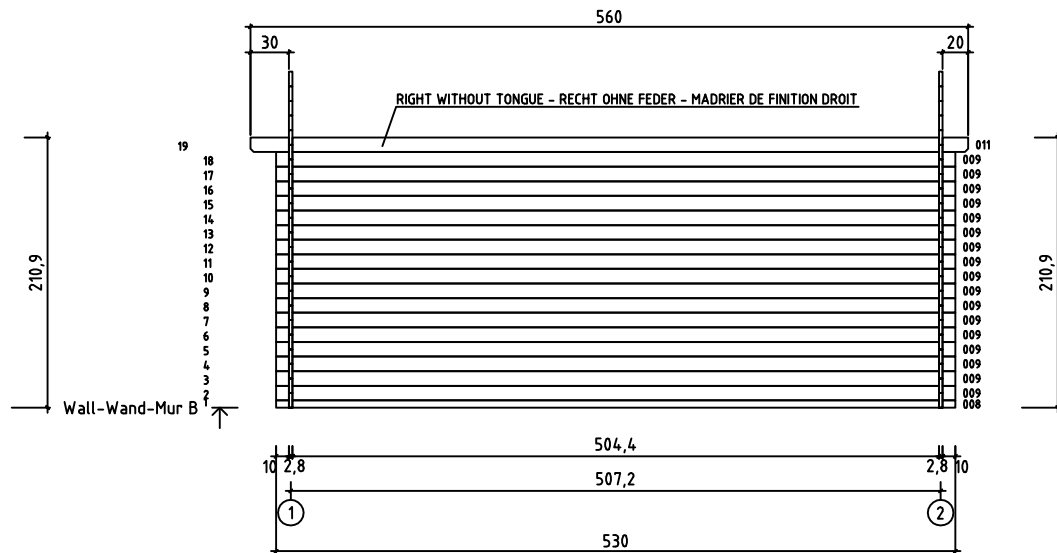

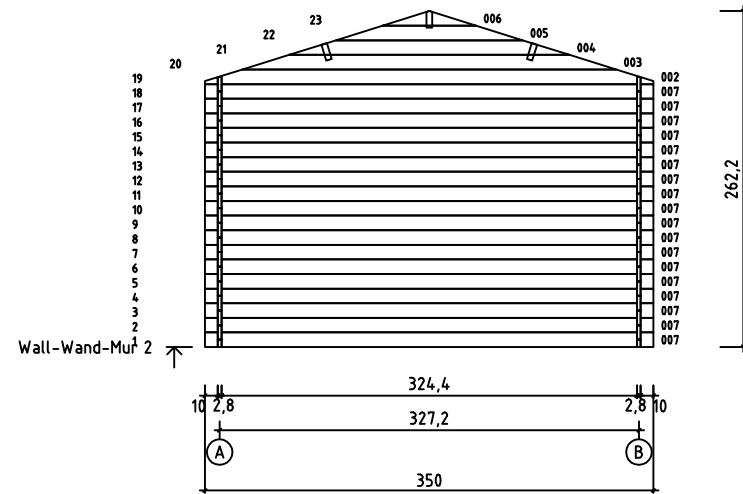
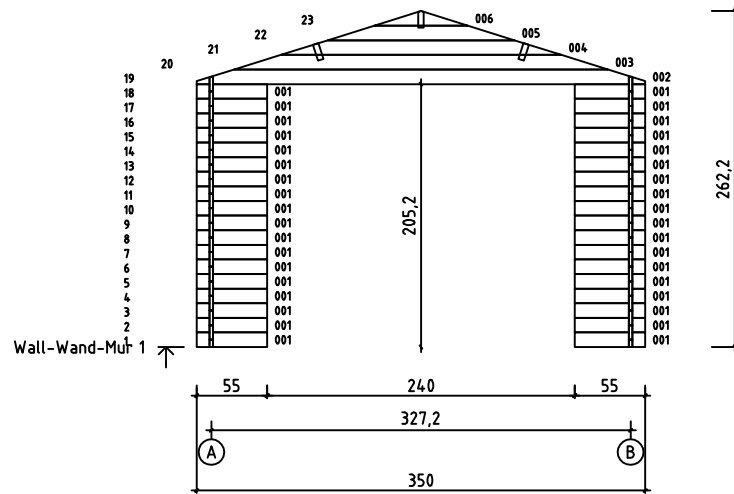
Mauritius 28
Art. Nr. 287450
1/7



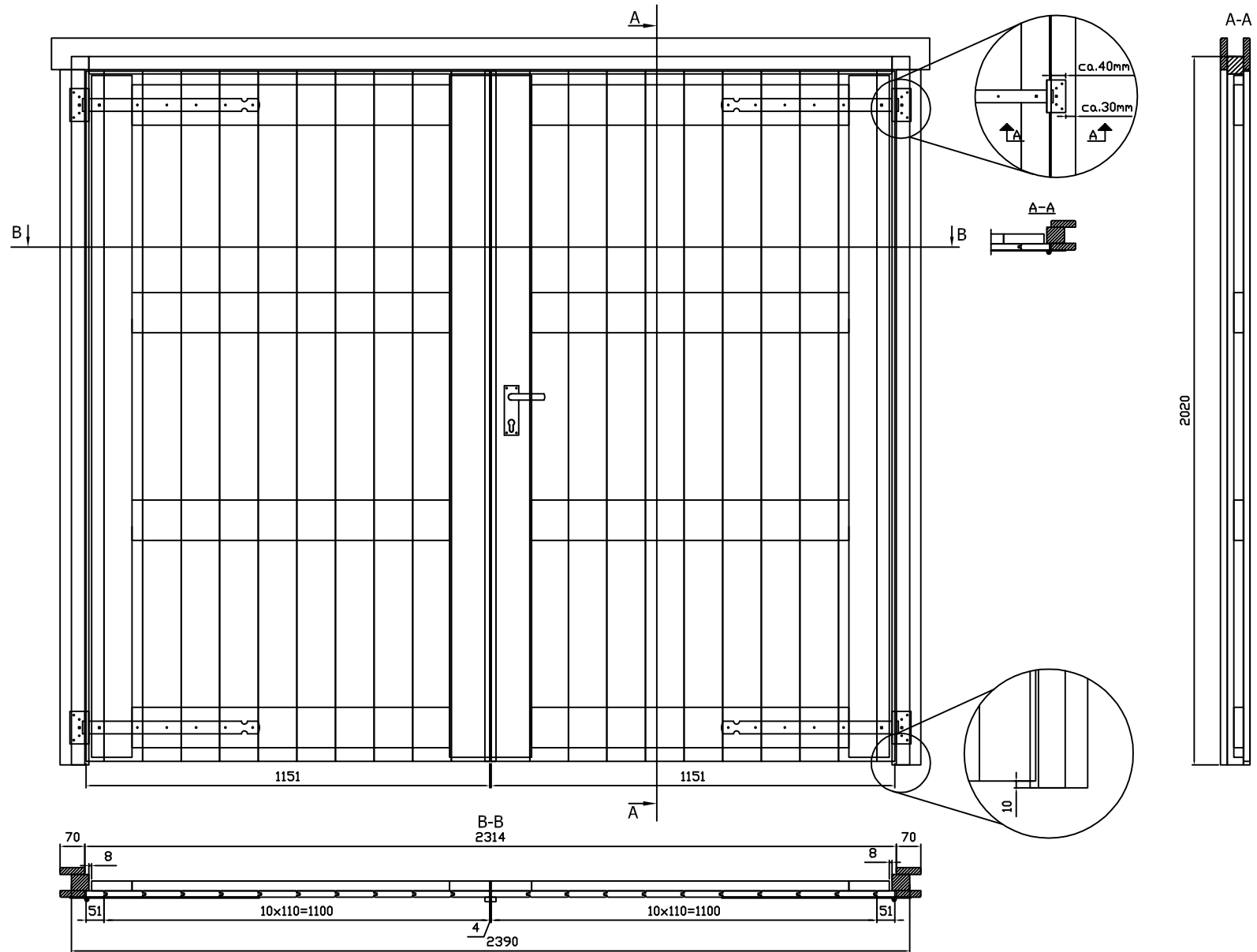
GROUNDPLAN - GRUNDPLAN - PLAN DE MASSE


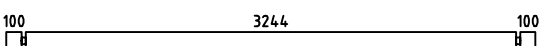
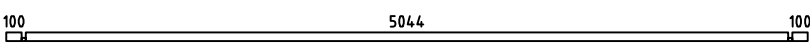
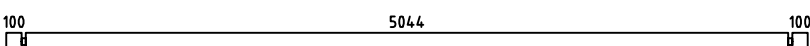
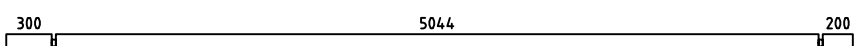
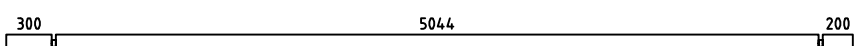
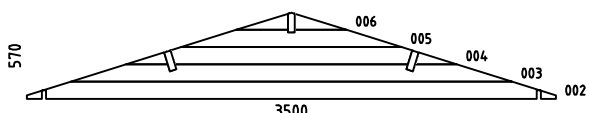
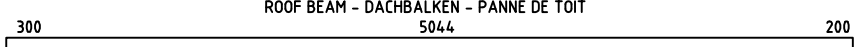
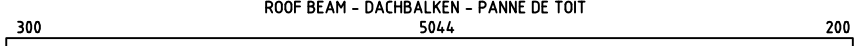


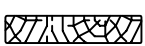






















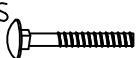

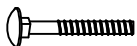
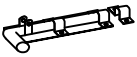




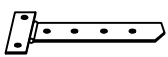

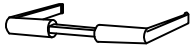
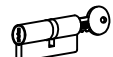

Art.Nr. 287450



Art.Nr. 287450
DOOR - TÜR - PORTE 2390x2020
TUL.2.100.IVP



Pos	15.02.2016	Piecelist - Stücklist - Liste des composants Art.Nr. 287450	5/7	Q.	P. (mm)	L. (mm)
001				36	28x114	550
007				18	28x114	3500
008				2	28x57	5300
009				34	28x114	5300
010				1	28x120	5600
011				1	28x120	5600
W1-1 W2-1				1 1		
PR1		ROOF BEAM - DACHBALKEN - PANNE DE TOIT		1	44x140	5600
APR1		ROOF BEAM - DACHBALKEN - PANNE DE TOIT		2	44x140	5600
	ROOF BOARDS - DACHBRETTER - VOLIGES			126	90x18	2000
	ROOFING FELT FILLET - DACHPAPPENLEISTE - BAGUETTE DE FIXATION DU FEUTRE BITUMEUX			4	18x58	2050
TB-1	EAVES BOARD - TRAUFBRETT - BANDEAU DE TOIT			4	18x90	2800
DRV-1	ROOF EDGE REINFORCEMENT - DACHRANDVERSTÄRKUNG - CORNIERE DE RENFORT DE BORD DE TOIT			4	28x34	2800
KFS-1	STORM PROTECTION - STURMLEISTE - - LATTE ANTI-TEMPETE			4	22x45	2500
DPP-1	ROOFING FELT (STRIP) - DACHPAPPE (BAHNEN) - FEUTRE BITUMEUX (BANDE)			5		5700
	GABLE MOULDING - GIEBELLEISTE - - PLANCHE DE RIVE			4	18x120	2050
HS10	SCREW FOR LATCH BOLT FOR GATE - SCHRAUBE FÜR DOPPELTÜRFEESTSTELLRIEGEL - VIS DE FIXATION DE LA SERRURE DE PORTE			12	4x25	
HS18	SCREW FOR ROOF BEAMS - SCHRAUBEN FÜR DACHBALKEN - VIS POUR PANNE DE TOIT			10	5x120	
HS19	SCREW FOR GATE HINGES - SCHRAUBEN FÜR TORRIEGEL - VIS POUR LES CHARNIERES DE PORTE			36	6x40	
HS8	SCREW FOR GABLE SEGMENT - SCHRAUBEN FÜR DECKBLATT - VIS POUR FIXATION LOSANGE DE FINITION			4	3.5x35	
HS9	SCREW FOR GABLE MOULDING - SCHRAUBEN FÜR GIEBELLEISTE - VIS DE FIXATION POUR PLANCHE DE RIVE			24	3.5x50	
HS4	SCREW FOR DOOR FILLET - SCHRAUBE ZUR BEFESTIGUNG TÜRLEISTE - VIS D'ASSEMBLAGE DU CADRE DE PORTE			6	3x30	
HS12	SCREW FOR LATCH ANSWER - SCHRAUBE FÜR EINRASTEN ANTWORT - VIS POUR FIXATION PARTIE DE RÉCEPTION DU LOQUET HAUT DE PORTE			2	4x40	
HS12	SCREW FOR EAVES BOARDS - SCHRAUBEN FÜR TRAUFBRETTER - VIS DE FIXATION POUR BANDEAU DE TOIT			28	4x40	

Pos	15.02.2016	Piecelist - Stücklist - Liste des composants Art.Nr. 287450	6/7	Q.	P. (mm)	L. (mm)
HS16		SCREW FOR DOOR JAMB - SCHRAUBE FÜR TÜRRAHMEN - VIS DE FIXATION POUR MONTANT DE PORTE		2	5x90	
SH28		HAMMER BLOCK - SCHLAGHOLZ - CALLE DE FRAPPE		1		
SFS		NUT FOR STORM PROTECTION - SCHRAUBENMUTTER FÜR STURMLEISTE - ÉCROU POUR LAME ANTI-TEMPETE		8	D6	
		NUT FOR GATE HINGES - SCHRAUBENMUTTER FÜR TORRIEGEL - ECROU POUR LES CHARNIERES DE PORTE		8		
NF4		ZN NAIL FOR ROOF - ZN NÄGEL FÜR DACHBRETTER - POINTES DE FIXATIONS DES VOLIGES DE TOIT		392	2x50	
NF5		ZN NAIL FOR ROOFING FELT FILLET - ZN NÄGEL FÜR DACHPAPPENLEISTE - POINTE POUR BAGUETTE FIXATION FEUTRE BITUMEUX		20	2x40	
NF6		ROOFING NAILS FOR ROOFING FELT - NÄGEL FÜR DACHPAPPE - POINTE DE FIXATION POUR FEUTRE BITUMEUX		234	2.8x15	
		BOLT FOR GATE HINGES - BOLZEN FÜR TORRIEGEL - BOULON POUR LES CHARNIERES DE PORTE		4	6x100	
		BOLT FOR GATE HINGES - BOLZEN FÜR TORRIEGEL - BOULON POUR LES CHARNIERES DE PORTE		4	6x60	
HS12		SCREW FOR ROOF EDGE REINFORCEMENT - SCHRAUBEN FÜR DACHRANDVERSTÄRKUNG - VIS POUR RENFORT DE BORD DE TOIT		28	4x40	
BFS		BOLT FOR STORM PROTECTION - BOLZEN FÜR STURMLEISTE - VIS POUR LAME ANTI-TEMPETE		8	6x60	
TL		LATCH BOLT FOR DOUBLE DOOR - TORRIEGEL - LOQUET POUR DOUBLE PORTE		2	150mm	
		LATCH ANSWER - EINRASTEN ANTWORT - PARTIE DE RÉCEPTION DU LOQUET HAUT DE PORTE		1		
GS		GABLE SEGMENT - DECKBLATT - LOSANGE DE FINITION		2		
DFS		WASHER FOR STORM PROTECTION - DICHTSCHEIBE FÜR STURMLEISTE - RONDELLE POUR LAME ANTI-TEMPETE		8	D6	
		WASHER FOR GATE HINGES - DICHTSCHEIBE FÜR TORRIEGEL - RONDELLE POUR LES CHARNIERES DE PORTE		8		
		DOOR HINGES - TORRIEGEL - CHARNIERES DE PORTE		4	500mm	
TL5		SET OF DOOR LOCK COVERS - SCHLOSSBLENDEN - SET DE GARNITURES DE SERRURE DE PORTE		1		
TL4		DOOR HANDLE FITTINGS - TÜRGRIF - SET DE GARNITURES DE SERRURE DE PORTE		1		
		CYLINDER LOCK - ZYLINDERSCHLOSS - CYLINDRE DE SERRURE		1	30/40	
HS9		SCREW FOR FIXING DOOR TO THE WALL - SCHRAUBE ZUR BEFESTIGUNG TÜR - ZARGE MIT WAND - VIS DE FIXATION PARTIE BASSE DORMANTS DE PORTE AU 1ER RANG DE MADRIER		2	3.5x50	

